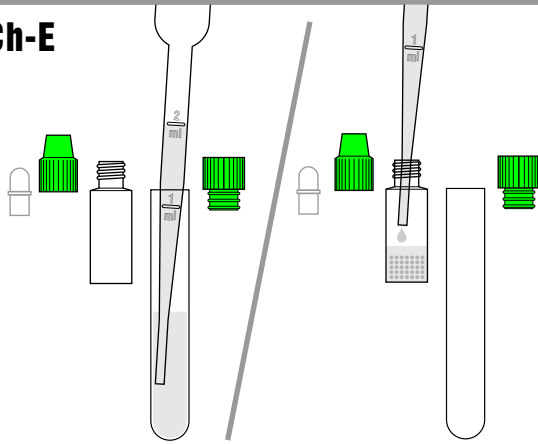


Organophosphate / Carbamate Screen Test

REAGENT PREPARATION

ASSAY PROCEDURE

A Ach-E

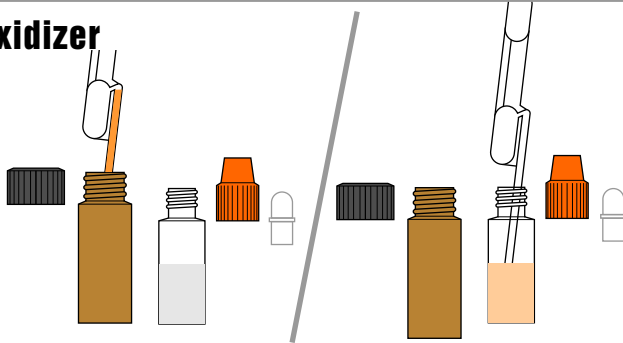


Reagent Preparation

All reagents must be allowed to come to room temperature.

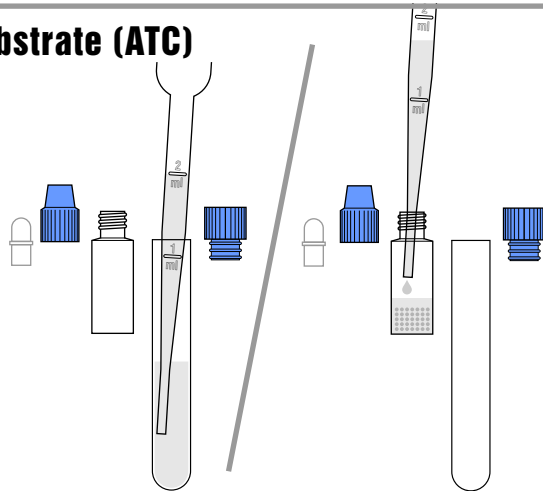
Using a 3ml transfer pipet, remove 2 ml from the green cap test tube and add to the green cap dropper bottle by removing the green cap and dropper tip. After adding the 2 ml into the bottle put back the dropper tip and green cap on the bottle and mix by shaking moderately. Allow at least 5 minutes for the Ach-E to go into solution before use in the assay.

B Oxidizer



Using a 100 ul volume pipet, remove 200 ul (2 X 100 uL) of oxidizer from the amber serum vial and add to the orange cap dropper bottle by removing the orange cap and dropper tip. After adding the 200 ul into the bottle, put back the dropper tip and orange cap on the bottle and mix by shaking moderately.

C Substrate (ATC)

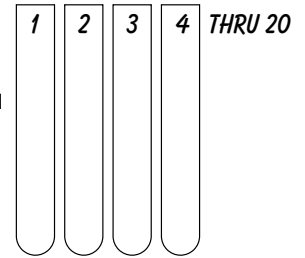


(3) Substrate (ATC) Using a 3ml transfer pipet remove, 2 ml from the blue cap test tube, add to the blue cap dropper bottle by removing the blue cap and dropper tip. After adding the 2 ml into the bottle put back the dropper tip and blue cap on the bottle and mix by shaking moderately.

For Ordering or Technical Assistance Contact:
 ABRAXIS 54 Steamwhistle Drive, Ivyland, PA 18974
 215-357-3911 Fax: 215-357-5232

1.

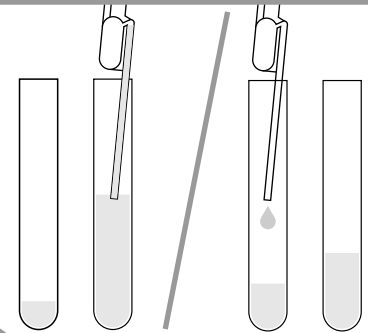
Read Reagent Preparation, Procedural Notes and Precautions before proceeding. Label test tubes for controls, and samples. Place assay tubes into work station box and remove and discard the white caps.



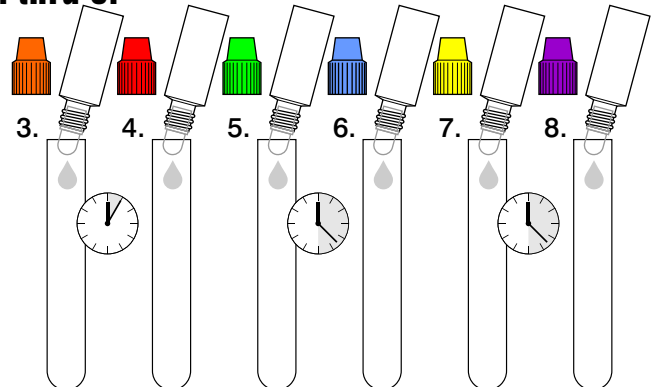
Tube Number	Contents of Tube
1,2	Negative Control
3,4	Positive Control
5,6	Sample 1
7,8	Sample 2
9,10	Sample 3
11,12	Sample 4
13,14	Sample 5
15,16	Sample 6

2.

Add 100 uL of the appropriate control, or sample into designated assay tubes, shake work station box to mix.



3. thru 8.



3. Add 2 drops of Oxidizer (orange cap dropper bottle) into assay tubes, shake work station box to mix. Incubate at least 5 minutes at 70° F +/- 20 degrees.

4. Add 2 drops of Neutralizer (red cap dropper bottle) into assay tubes, shake work station box to mix.

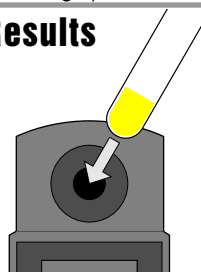
5. Add 2 drops of Ach-E (green cap dropper bottle) into assay tubes, shake work station box to mix. Incubate 15 to 30 minutes at 70° F +/- 20 degrees.

6. Add 2 drops of Substrate-ATC (blue cap dropper bottle) into assay tubes, shake work station box to mix.

7. Add 2 drops of Chromogen DTNB (yellow cap dropper bottle) into assay tubes, shake work station box to mix. Incubate 15 to 30 minutes at 70° F +/- 20 degrees.

8. Add 2 drops of Stopping Solution (purple cap dropper bottle) into assay tubes, shake work station box to mix. Read at 405 nm (optimum wavelength) or 450 nm.

Results



OR

