

Melamine Strip Test (Animal Feed)


1. Weigh Sample



Weight 1.0 gm of sample

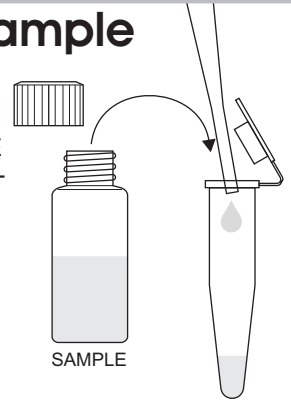
2. Extraction

Add 5.0 mL of extraction solution. Vortex or shake for two minutes.



3. Add Sample

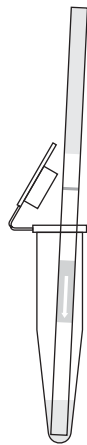
Using the pipette provided, add 6 drops of SAMPLE to the conical, flip-top tube.



4. Test

Insert test strip into conical, flip-top tube with arrow pointing down.

Incubate for 10 minutes.

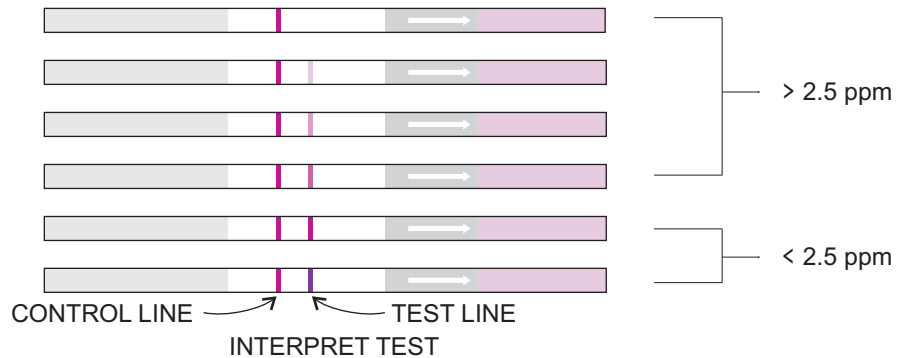


5. Dry

Remove test strip. Lay flat and allow to continue developing for 5 minutes.



6. Interpret



CONTROL LINE	TEST LINE	INTERPRETATION
NO CONTROL LINE PRESENT	NO TEST LINE PRESENT	INVALID RESULT
CONTROL LINE PRESENT	TEST LINE OF EQUAL OR GREATER INTENSITY	< 2.5 ppm
CONTROL LINE PRESENT	MODERATE INTENSITY TEST LINE (LESS INTENSITY THAN CONTROL LINE) OR NO TEST LINE PRESENT	> 2.5 ppm

For Ordering or Technical Assistance Contact:
 ABRAXIS, LLC 54 Steamwhistle Drive, Warminster, PA 18974
 Phone: 215-357-3911 Fax: 215-357-5232 www.abraxiskits.com

50 Test: PN 50005SF