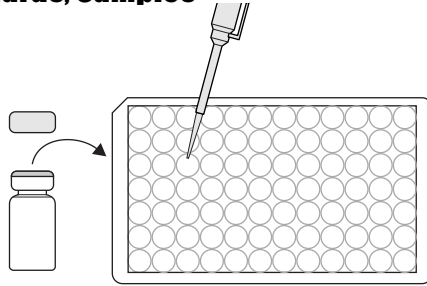


Malachite Green Plate, Detailed ELISA Procedure

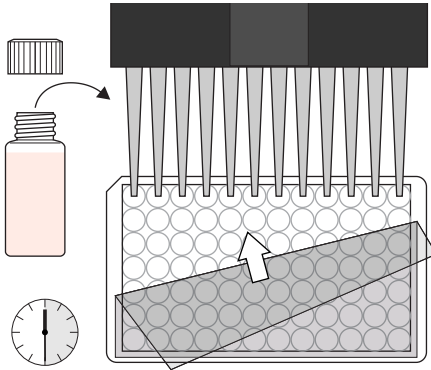
1. Addition of Standards, Samples

Add 75 μ L of the standard solutions, samples or sample extracts into the wells of the test strips according to the working scheme given. We recommend using duplicates or triplicates.



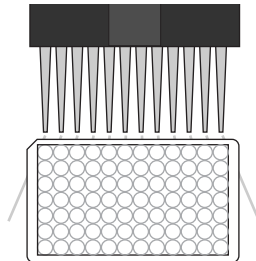
2. Addition of Antibody Solution

Add 75 μ L of the Malachite Green antibody solution to the individual wells successively using a multi-channel pipette. Cover the wells with parafilm or tape and mix the contents by moving the strip holder in a rapid circular motion on the benchtop. Be careful not to spill contents. Incubate the strips for 30 minutes at room temperature.



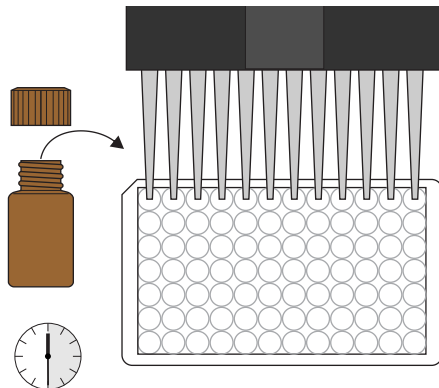
3. Washing of Plates

After incubation, remove the covering and vigorously shake the contents of the wells into a sink. Wash the strips four times with a multi-channel pipette or wash bottle using the diluted 1X washing buffer solution. Please use at least 250 μ L of washing buffer for each well and each washing step. Remaining buffer in the wells should be removed by patting the plate dry on a stack of paper towels.



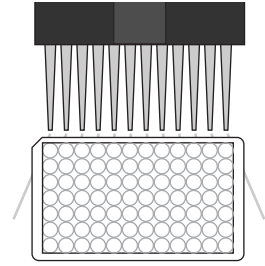
4. Addition of Enzyme Conjugate

Add 150 μ L of the Malachite Green enzyme conjugate to the individual wells successively using a multi-channel pipette or a stepping pipette. Cover the wells with parafilm or tape and mix the contents by moving the strip holder in a rapid circular motion on the benchtop. Be careful not to spill contents. Incubate the strips for 30 minutes at room temperature.



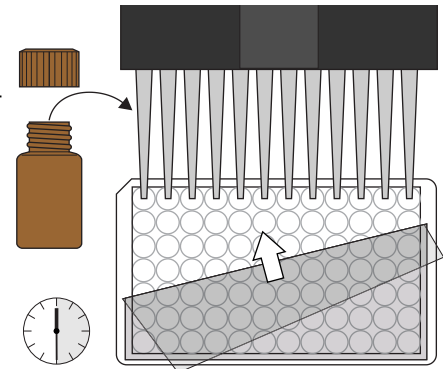
5. Washing of Plates

After incubation, remove the covering and vigorously shake the contents of the wells into a sink. Wash the strips four times with a multi-channel pipette or wash bottle using the diluted 1X washing buffer solution. Please use at least 250 μ L of washing buffer for each well and each washing step. Remaining buffer in the wells should be removed by patting the plate dry on a stack of paper towels.



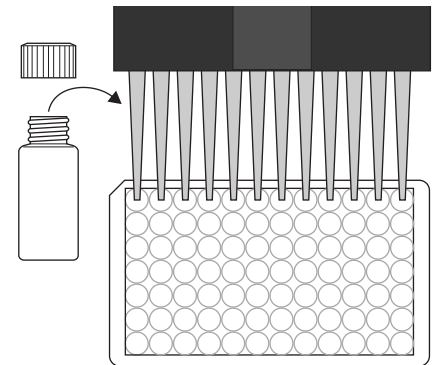
6. Addition of Substrate/Color Solution

Add 150 μ L of substrate/color solution to the individual wells successively using a multi-channel pipette or a stepping pipette. Cover the wells with parafilm or tape and mix the contents by moving the strip holder in a rapid circular motion on the benchtop. Be careful not to spill contents. Incubate the strips for 30 minutes at room temperature away from direct sunlight.



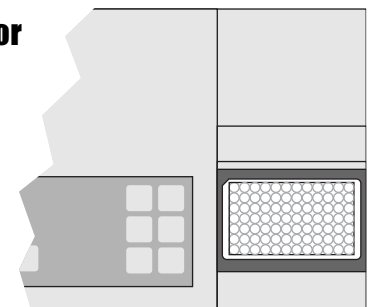
7. Addition of Stopping Solution

Add 100 μ L of stop solution to the wells, in the same sequence as for the substrate solution, using a multi-channel pipette or a stepping pipette.



8. Measurement of Color

Read the absorbance at 450 nm using a microplate ELISA reader within 15 minutes. Calculate results.

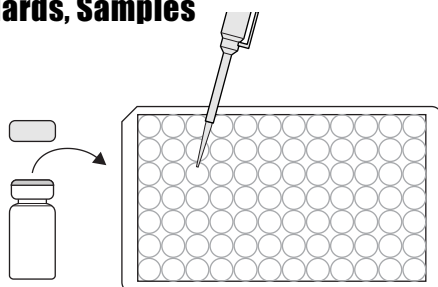


For Ordering or Technical Assistance Contact:
ABRAXIS, LLC
54 Steamwhistle Drive, Warminster, PA 18974
Phone: 215-357-3911 Fax: 215-357-5232
www.abraxiskits.com

Malachite Green Plate, Concise ELISA Procedure

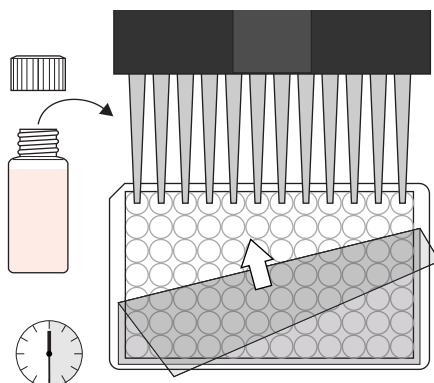
1. Addition of Standards, Samples

Add 75 μ L of standard solutions, sample or sample extract.



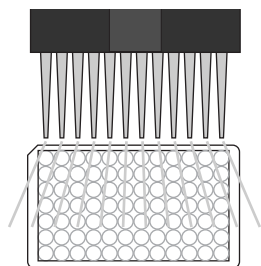
2. Addition of Antibody Solution

Add 75 μ L of the antibody solution. Cover and mix for 30 seconds by moving strip holder in a circular motion on benchtop. Incubate for 30 minutes at room temperature.



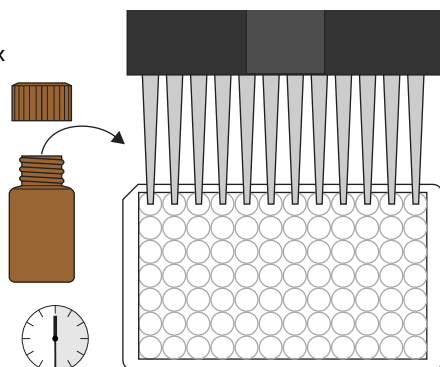
3. Washing of Plates

Wash the wells four times with 250 μ L of diluted 1X washing buffer.



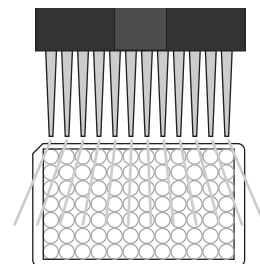
4. Addition of Enzyme Conjugate

Add 150 μ L of enzyme conjugate. Cover and mix for 30 seconds by moving strip holder in a circular motion on benchtop. Incubate for 30 minutes at room temperature.



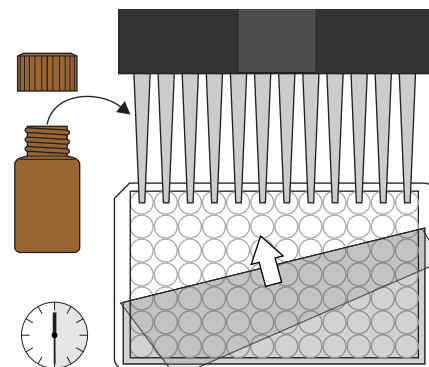
5. Washing of Plates

Wash the wells four times with 250 μ L of diluted 1X washing buffer.



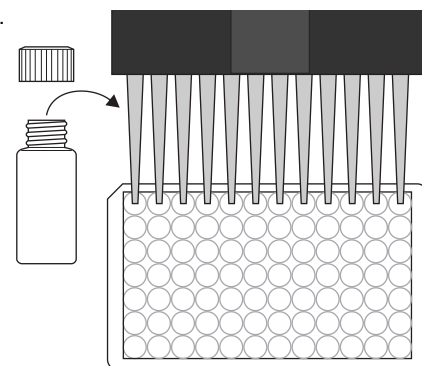
6. Addition of Substrate/Color Solution

Add 150 μ L of substrate/color solution. Cover and mix for 30 seconds by moving strip holder in a circular motion on benchtop. Incubate 30 minutes at room temperature away from direct sunlight.



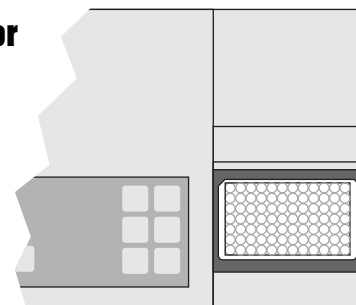
7. Addition of Stopping Solution

Add 100 μ L of stop solution.



8. Measurement of Color

Measure color at 450 nm within 15 minutes. Calculate results.



For Ordering or Technical Assistance Contact:
ABRAXIS, LLC
54 Steamwhistle Drive, Warminster, PA 18974
Phone: 215-357-3911 Fax: 215-357-5232
www.abraxiskits.com